

Kitchens & More

Special offers on all kitchens now on. Get in touch to book your appointment.





01



02



03



04



05



06



07

Hacker

01 Systemat 7030 Stone Veneer 02/03 Systemat AV6084 Smoked Oak Veneer
04 Bristol 05 Laser Soft 06 Comet 07 Systemat AV8000 Iron Grey





01



02



03



04




05

Bontempi Casa | 01 **Artistico** 02 **Matrix** 03 **Fusion**
04 **Millenium** 05 **Glamour**



01




02

Bontempi Casa | 01/02 **Pica**



01



02



03

Hülsta | 01 **Neo Dining** 02 **Vedua** 03 **Mixxit s700 Chairs and T70 Table**





01



02



03



04



05



01



02



03



04





Price: €140.25
Discounted Price: €112.20

Manufactured in 18/10 Stainless Steel.
 Dishwasher Safe.
 Until stock lasts.

1 box consists of:
 6x Dinner Spoons
 6x Dinner Forks
 6x Dinner Knives
 6x Coffee Spoons
 6x Pastry Forks

Rivière Maison

PERFECTLY IMPERFECT

Autumn Winter 19/20 in store. Visit our Rivière Maison section at Joinwell's Home Department.

Villeroy & Boch

01 **Arthur 30 Pc** 02 **Oscar 30 Pc** 03 **Victor 30 Pc**



Planning your Joinwell Kitchen

Step by step guide:

01 Plan

Make a plan of the room as accurately as possible, with all access properly marked including the height and width of all windows and doors.

*Please take note of walls that are not 90 degrees and mark their actual angle on the plan.

When taking measurements you must indicate whether:

- The floor is the finished floor level / or in rubble
- There are patterned tiles especially if these follow the line of cupboards
- The walls are finished
- You intend to have a false ceiling with designs, especially if these require centering over the hob or island
- The walls join at 90 degrees or at an angle
- There is skirting, either installed or to come

02 Appointment

Set an appointment with us to discuss your requirements, what your ideal kitchen would include, bringing with you the plan of the room. It is not possible to give you an estimate without the room measurements, and the more accurate the plan, the more accurate the estimate will be.

Our design consultants will walk you through the showroom to identify features you would like to include what type of finish and colours you prefer, which door handles have the best grip for you and which storage and gadgets are you after.

There is not one design, one layout of a kitchen – it really is a carte blanche. The design consultant will mix and match finishes and features across different models to put together your layout, taking into consideration all the information you've discussed. The designer will also guide the client on the choice of worktop, choice of appliances, the kind of lighting and any colours or wallpaper planned

for the walls as well as the floor type and colour. They have a wealth of experience and you can be confident in the advice they give you. You will need to spend some hours to get this right so be sure to make an appointment so we can give you our undivided attention.

On the second appointment, the designer will present a detailed proposal of the design with 3D colour renderings and provide samples of the material and colours to be used. The proposal can also include appliances and worktop which we source from third parties and manage as part of the whole kitchen project.

03 Quotation

You will be given a full layout and quotation based on your choice.

Once you are happy with the design, type of kitchen and budget you can place your order. There are standard conditions which are indicated on the quotation or order and which will be brought to your attention when you are signing for them. Our staff would have informed you of these conditions at the design stage before you submit your order, so there will not be any surprises.

04 Home Visit

We will visit your home to double check the measurements after the kitchen is ordered and inform you if slight changes are required, after which an electrical and plumbing plan will be provided. Please note that we do not supply electrical and plumbing services.

05 Delivery

Delivery takes about three months from the date of order.

Once your kitchen is ordered you can start with all the trades. We can only install the kitchen once the floor is laid the walls are plastered and painted, the gypsum ceiling installed and electrical and plumbing points are complete.

06 Assembly

Our full-time installers will assemble your kitchen. They will check the parts and indicate to you whether there are any issues. We want you to be very happy with your purchase and will do our best to ensure so.

If you have ordered the appliances through us, our supplier can hook up the appliances to the electrical points within two to three days, or at a later date if requested by the client.

If you have ordered the quartz or marble top through us, our suppliers should measure and install the top within three weeks of the kitchen being installed. This does not apply for laminate work tops, these are installed immediately with the kitchen.

**Check out our guarantee
- our reputation depends on it.**

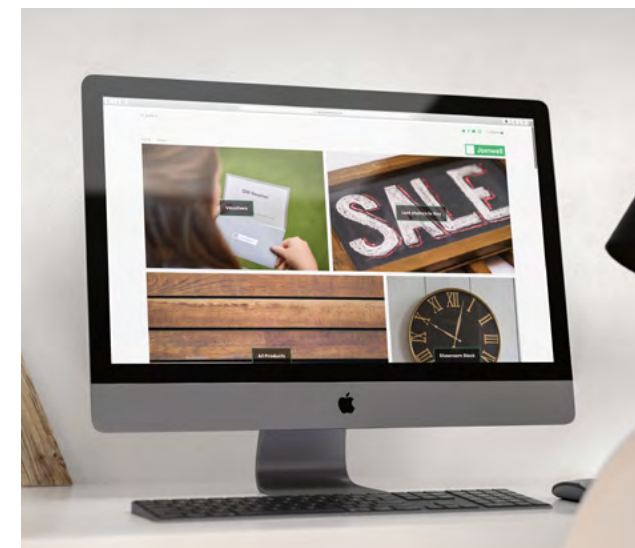
Blaupunkt kitchen appliances now exclusively available with Hacker kitchens

Customers considering a Hacker kitchen should also look at the potential benefits of including Blaupunkt appliances with their kitchen.



01

01 Toronto



New.

Joinwell Online Shop

<https://shop.joinwell.com.mt>





01



02



03

Hacker

01 Systemat AV1070 Concrete Graphite

02/03 Systemat 2035 Black Satin Lacquer



Win €100 Voucher/Cash Back from Joinwell

Name: _____ Surname: _____ D.O.B: _____

Mobile Number: _____ Locality: _____

I like Joinwell because: _____

Fill up your details and leave this coupon in the designated box at our Showroom.

On Friday 8th November 2019, at noon, we will then randomly pick-up 10 lucky winners who will receive a € 100 voucher which can also be used for a cash back on purchases done on or after the 1st September 2019.

For eligibility all the above details need to be filled in correctly and the participant must also complete the sentence 'I like Joinwell because ...'